

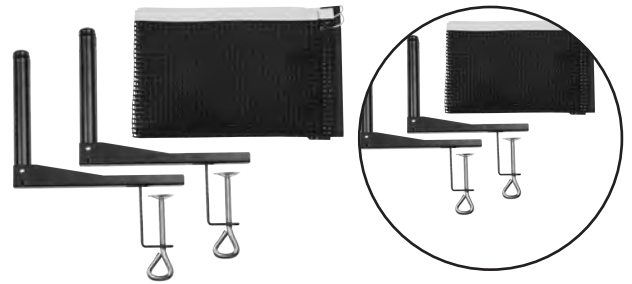


PN104

TABLE TENNIS NET & POST SET

Features:

- Screw On Net
- 1" Metal Spikes
- Black



Instructions:

This Champion Sports Table Tennis Net & Post Set features a screw on net with 1" metal posts, and fits standard sized tables.

1. Unpack and mount metal post with pinch cocks to table. Figure 1
2. Insert hook into sleeve of the net. Figure 2
3. Insert hook to post. Figure 3
4. Insert hook to lower hole. Figure 4
5. Connect small hook to elastic cord. Figure 5
6. Stretch net. Figure 6

Cleaning and Care: Clean the metal posts and pinch cocks with a damp cloth. Wash the nylon net with some washing agent. **NOTE:** Dispose the metal parts at the respective collection facility for scrap metal and the nylon net with the plastic waste.

Figure 1

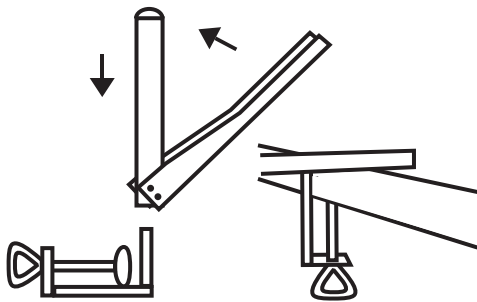


Figure 2

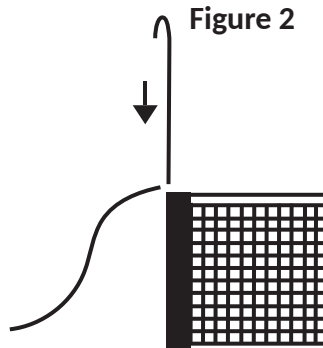


Figure 3

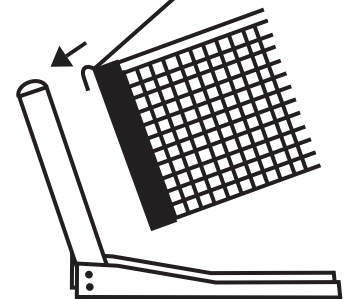


Figure 4

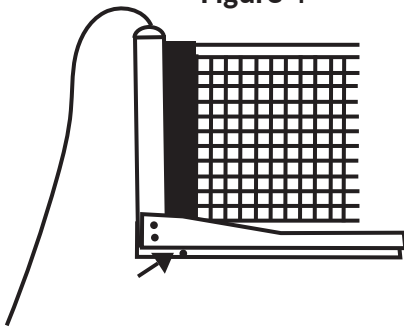


Figure 5

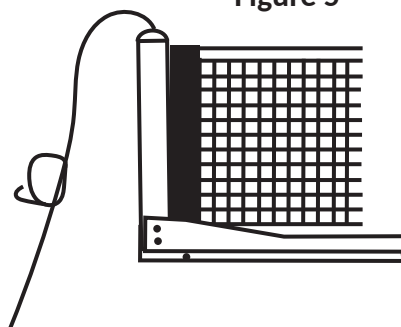
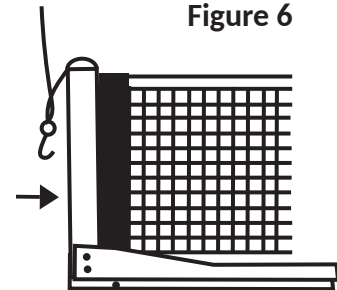


Figure 6



PARTS:

- 2 Metal Posts (15.24cm High)
- 2 Pinch Cocks (Max. Table Thickness 50mm)
- 2 Hooks
- 2 Small Hooks
- 1 Nylon Net (176cm Long)