
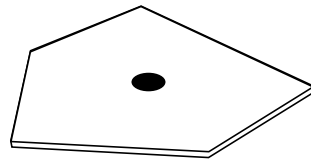




Inner Pipe



Outer Flange

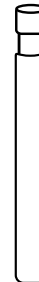


Batting Tee Plate



## ASSEMBLY

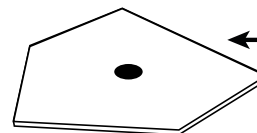
1. Unscrew the bolt from the outer flange completely.
2. Put the bolt through the hexagonal slot in the plate and then screw the outer flange again to the bolt.
3. The inner pipe that will hold the ball will go in the outer flange and the height can be adjusted as desired.



Inner Pipe



Outer Flange



Batting Tee Plate



Bolt