



LMD25

25 LB PRO DRY
LINE MARKER

Features:

- Heavy-duty galvanized steel hopper prevents rust and corrosion
- Cast aluminum paddle wheel feeds a steady stream
- 2-8" diamond tread rubber wheels with steel rims for maximum stability
- 25 lb capacity
- 2" line
- Silver



Instructions:

With a heavy-duty galvanized steel hopper to prevent rust and corrosion, the Champion Sports 25 lb Capacity Dry Line Marker features a cast aluminum paddle wheel and two 8" diamond tread rubber wheels with steel rims for maximum stability.

1. Tip the hopper forward so the two holes on the backside are up. Place fender washers over bolts and run the bolts through the holes in the hopper from the outside in. Figure 1
2. Place stand against hopper, with holes lined up with bolts. Line up holes in handle with bolts. Slip handle over bolts. Thread lock-nuts onto bolts and tighten. Figure 2
3. The lever on the side of the hopper regulates the material flow. Take practice time to operate the lever with the hopper empty. Close lever, fill the hopper with marking material, open lever, and walk. Figure 3

Figure 1

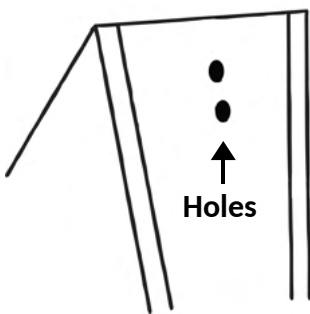


Figure 2

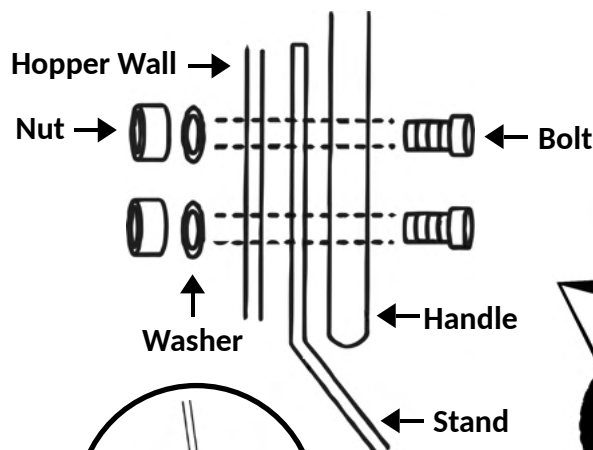
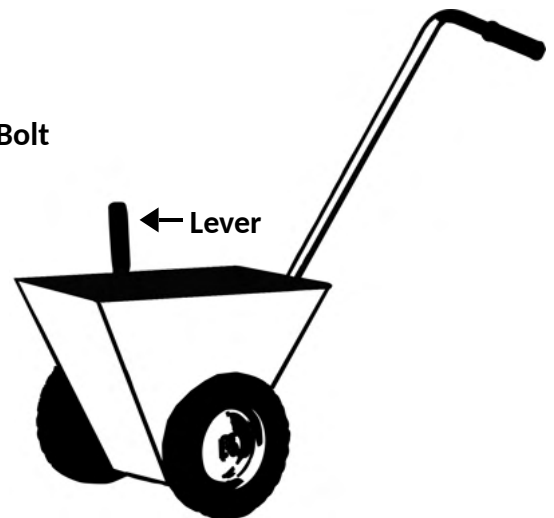


Figure 3



PARTS:

- 2 Bolts
- 2 Washers
- 1 Hopper Wall
- 1 Stand
- 1 Handle
- 2 Nuts