



# SG64

## POP-UP SOCCER GOAL

### Features:

- Pop-up design
- Collapsible feature
- Includes carrying bag
- Sold as a pair
- 72" x 48" x 48"
- Red/Black

### PARTS:

- 2 Goals
- 4 Poles
- 8 Stakes
- 1 Carry Bag



### Instructions:

Set up a practice at the field or in your own backyard with the Champion Sports Pop-Up Soccer Goals.

1. Securely hold the frame when removing from the carry bag. Toss the frame 5 ft. in front of you into an open area.
2. To secure the goal in its upright position, insert the poles into the black corner sleeves. Figure 1
3. Pull the strap into the metal D-rings and secure with hook and loop closure. Repeat on the opposite sides. Figure 2
3. Insert the 4 stakes through the fabric loops at the 4 sides of the floor to secure goal to the ground. Figure 3

Figure 1



Figure 2

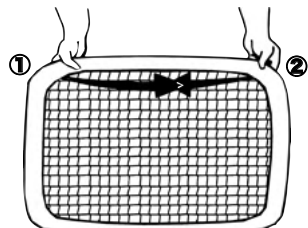


Figure 3

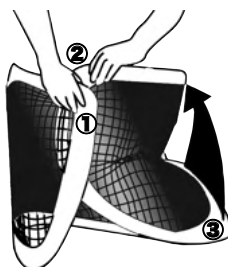


### For Storing and Transport:

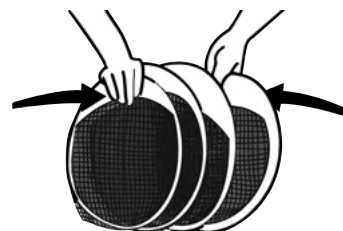
Remove the stakes from the ground and stow in stake pockets. Remove the poles from the zippered side pockets.



Fold over parallel corners in a coil motion.



Fold over to the opposite corner in a coil motion.



Lift the entire frame off the ground while holding in a coiled position and place in carry bag.