



PROMAX 3-LEVEL MEDICINE BALL RACK RPXRACK

Features:

- Space between the tiers is 16"
- Space between the prongs is 7"
- Stores up to 12 medicine balls
- Compatible with the Champion Sports RPX and PRX medicine balls
- Four locking swivel casters
- 58"L x 21"W x 45"H

The Champion Sports PROMAX 3-LEVEL MEDICINE BALL RACK features 3 levels of storage and has four locking swivel casters for convenience. The rack holds up to 12 RPX and PRX medicine balls. It's a great addition to any gym.

Assembly:

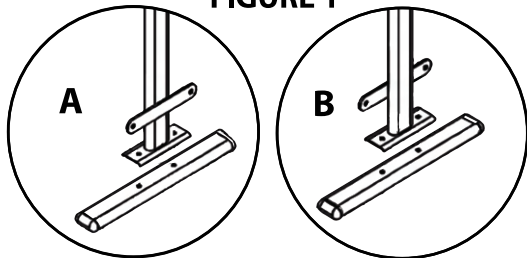
1. Lay all parts out before assembly.
2. Start by attaching the vertical rods to the end support frames side **A & B** using the four M10*50 bolts, washers and nuts. **FIGURE 1**
3. Connect the horizontal tier bars to side **A** starting at the bottom. Use M10*25 bolts, washers and nuts. Connect side **B** to the horizontal tier bars already connected to Side A and secure using bolts, washers and nuts. **FIGURE 2**
4. Your cart is now complete. **FIGURE 3**



Parts:

- 2 - End Support Frames (Side A & Side B)
- 2 - Vertical Rod
- 6 - Horizontal Tier Bars
- 4 - Swivel Casters (2 locking)
- 12 - M10*25 Bolts
- 4 - M10*50 Bolts
- 16 - M10 Nuts
- 16 - M10 Flat Washers
- 16 - M10 Split Washers

FIGURE 1



Note: Assemble hardware in this order.

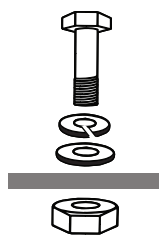


FIGURE 2

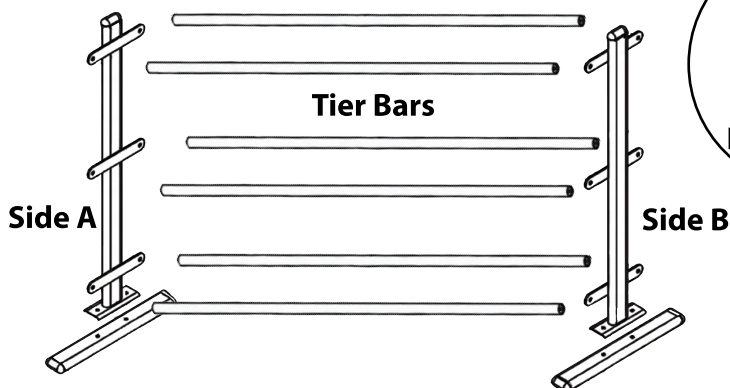


FIGURE 3

