



LMD70

70 LB PRO DRY LINE MARKER

Features:

- Heavy-duty galvanized steel hopper which prevents rust and corrosion
- Clutch system for easy reversing
- Four 10" diamond tread rubber tires
- 70 lb capacity
- Silver



Instructions:

This 70 lb capacity Pro Dry Line Marker is made with durable material and specifically designed to make perfect lines for the field.

1. Locate the bracket on the back of the hopper. Figure 1
2. Locate the handle mechanism with plate attachment. Figure 2
3. Attach the handle to the hopper by sliding the plate into the bracket and secure with bolts. Figure 3
4. Operate using the lever. The lever regulates the material flow. Take practice time to operate the lever with the hopper empty. Close lever, fill the hopper with marking material, open lever, and walk. Figure 4

Figure 1

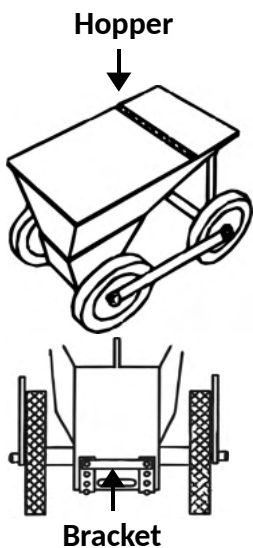


Figure 2

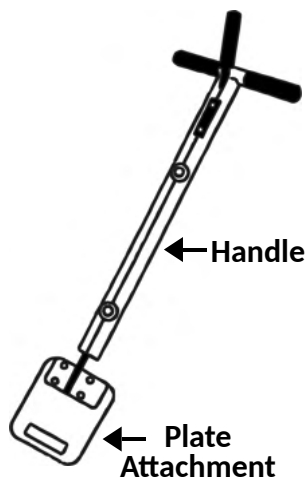


Figure 3

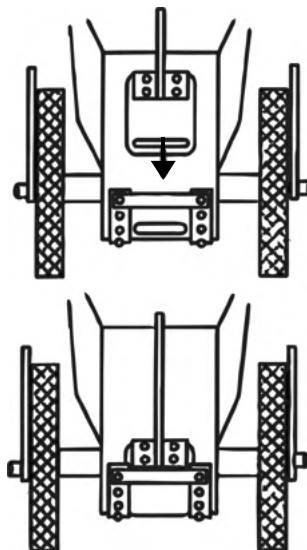
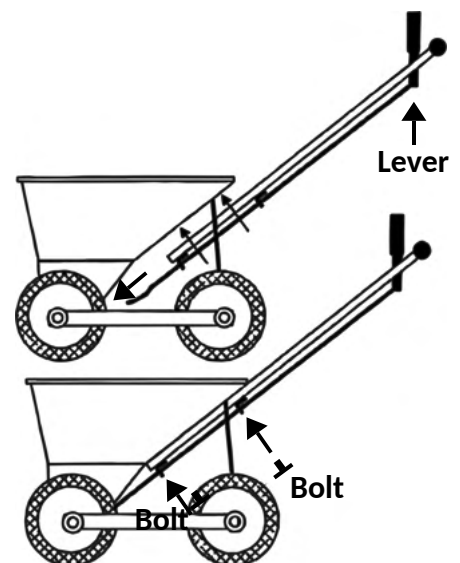


Figure 4



PARTS:

- 1 Hopper with Wheels
- 1 Handle Mechanism with plate Attachment
- Nuts & Bolts