



HOCKH

HOCKEY CART

Features:

- Deluxe floor hockey cart made of durable ABS tubing
- Features heavy-duty, non-marring swivel casters
- Large detachable bag offers additional storage
- 45"L x 19"W x 45"H
- White



Instructions:

Keep all of your floor hockey gear organized with the Champion Sports Deluxe ABS Floor Hockey Cart.

1. Assemble your cart with a plastic mallet or towel covered hammer.
2. Assemble the base parts a and b. Figure 1
3. Lay the base flat on the floor with black plastic sheet close to the floor. Figure 1
4. Insert a 20 $\frac{1}{4}$ " pipe into each corner hole and tap into place. Figure 2
5. Install the top onto the upright pipes and tap into place. Figure 3
6. Insert the handle bar and tap into place. Lay the cart on its side. Insert a caster and 10" wheel into each bottom hole and tap into place. Figure 4
7. Install the storage bag in front of the handle. Figure 4

Figure 1

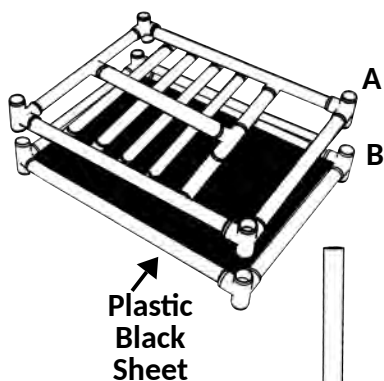


Figure 2

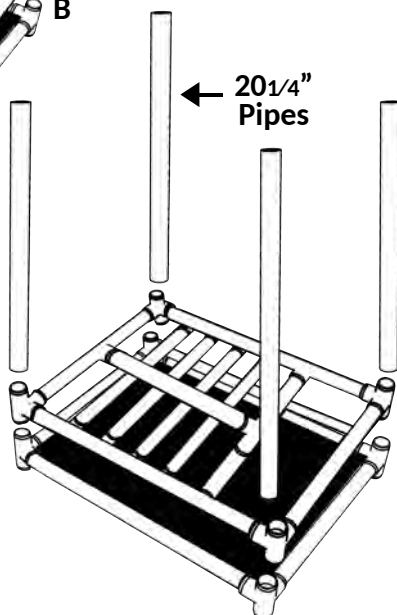


Figure 3

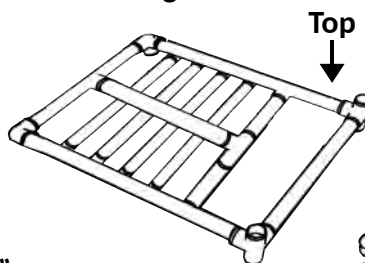
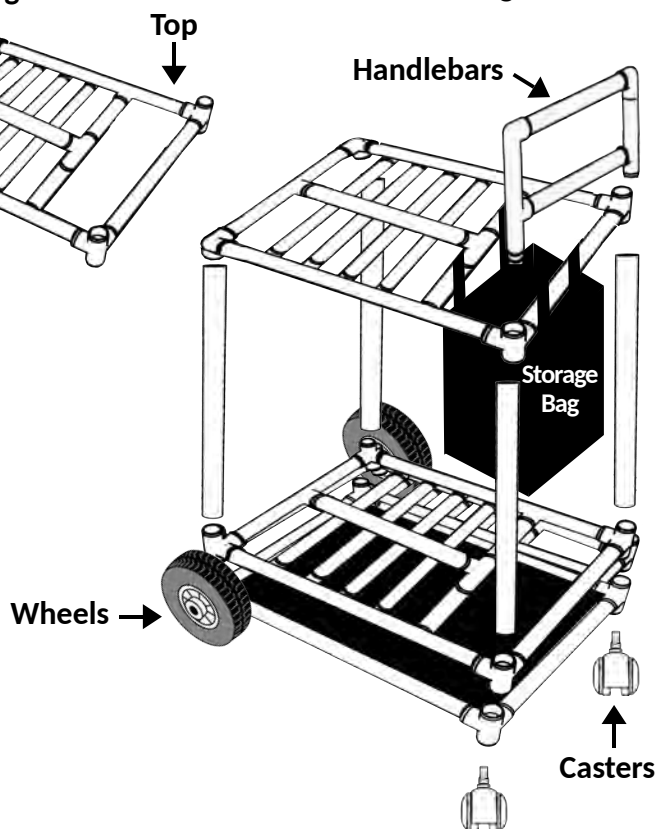


Figure 4



PARTS:

- 1 Base
- 1 Top
- 1 Handle
- 4 (20 $\frac{1}{4}$ ") pipes
- 1 Storage bag
- 2 (3") Casters
- 2 (10") Wheels