



# DLM35

## 35 LB DRY LINE MARKER

### Features:

- 4 Heavy-duty wheels
- 35 lb Capacity

### Instructions:

Create perfect lines with Champion Sports 35 lb Dry Line Marker.

1. Attach the wheels to the hopper lever rod. Figure 1
2. Align the hole on the bucket panel with the upper hole in the handle frame and attach. Figure 2 and Figure 3
3. Connect the bottom end of Handle Frame to the bucket. Install the lever. Do not over-tighten the nut. Figure 4
4. Connect the bottom end of the lever and rod assembly. Figure 5



Figure 1

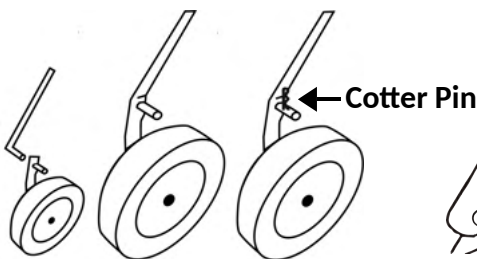


Figure 2

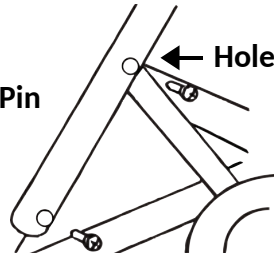


Figure 4

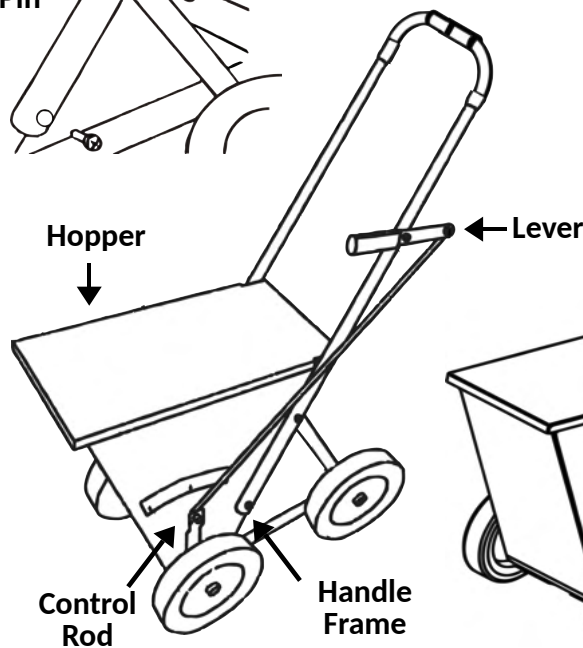


Figure 5

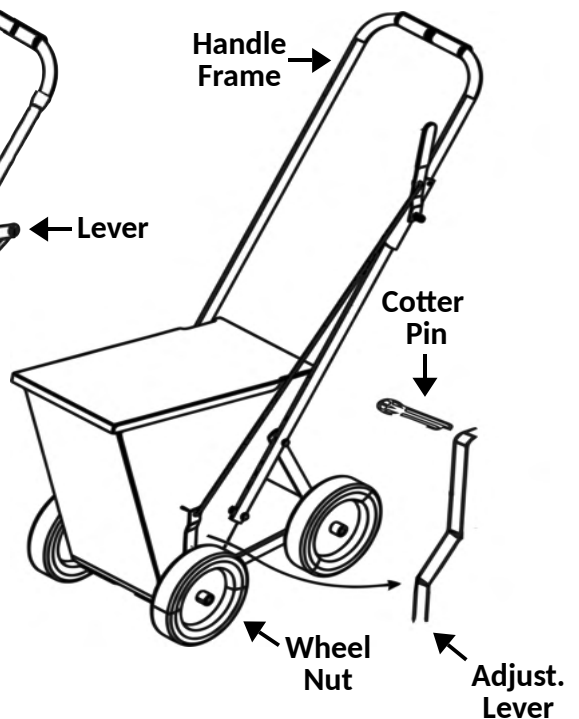
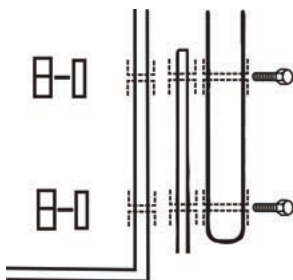


Figure 3



### PARTS:

- 1 Hopper Assembly
- 1 Handle Frame
- 1 Gate Control Rod
- 1 Cotter Pin
- 5 Bolts
- 5 Nuts
- 10 Washers
- 1 Wheel Nut